


GAUGE WHEEL  
#171-6793 (2)



LIFT LINK ASSEMBLY  
#172-2854


FOR GEAR  
DRIVE TRACTORS



UNIVERSAL JOINT  
#171-5008



LINK ASSEMBLY  
#172-2846



GAUGE WHEEL AXLE  
#171-9742 (2)




LIFT LINK  
#172-2958

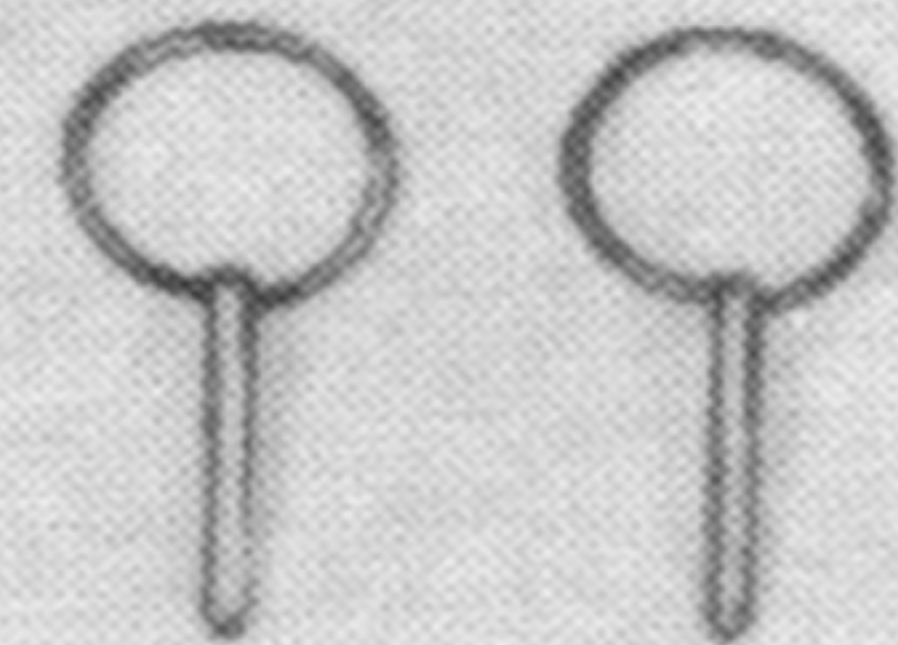
FOR HYDROSTATIC  
DRIVE TRACTORS



FRONT PIN  
#172-2848 (2)

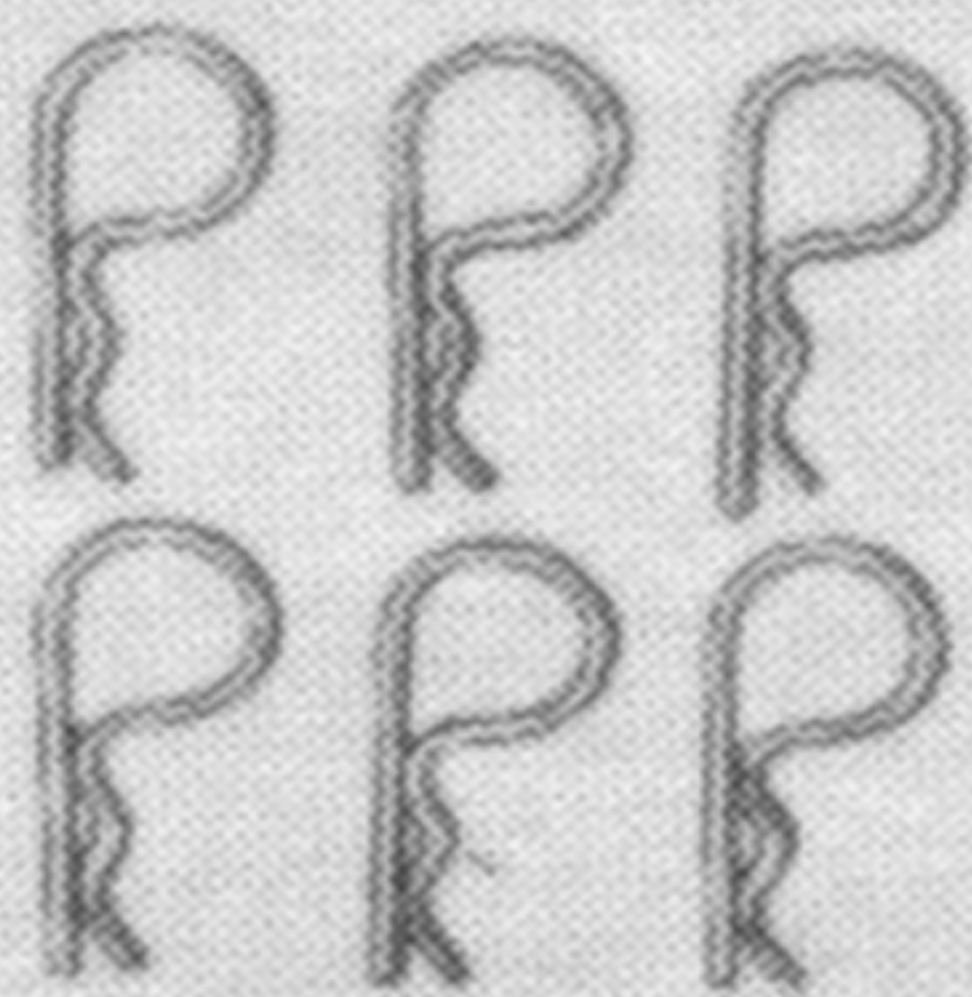


REAR PIN  
#172-2849 (2)




KLIK PIN  
#171-9672 (2)

MOUNTED ON TRACTOR  
WHEN SHIPPED WITH MOWER



SPRING COTTER  
#170-3011 (6)



COTTER PIN  
#110-0349 (2)



COTTER PIN  
#110-0350 (2)



SPECIAL COTTER PIN  
#171-6369

HEX NUT 5/16-18  
#118-2563 (2)



FLAT WASHER-1/2  
#189-0234 (8)



HEX NUT 3/8-16  
#112-1509 (2)



LOCKWASHER 3/8  
#110-0243 (2)